

Stanfield Police Department

Stanfield, Oregon



2017 Year End Report

Chief Bryon Zumwalt

Prepared: January 2018

TABLE OF CONTENTS

2017 STANFIELD POLICE DEPARTMENT – YEAR END REPORT

Preface	1
Organizational Chart.....	1
Service Calls.....	2
Case Reports & Investigations	7
Traffic Activity	8
Arrests	9
Special Details	10
Evidence & Property	12
Training	13
Reserve Police Officers.....	14
Media	15

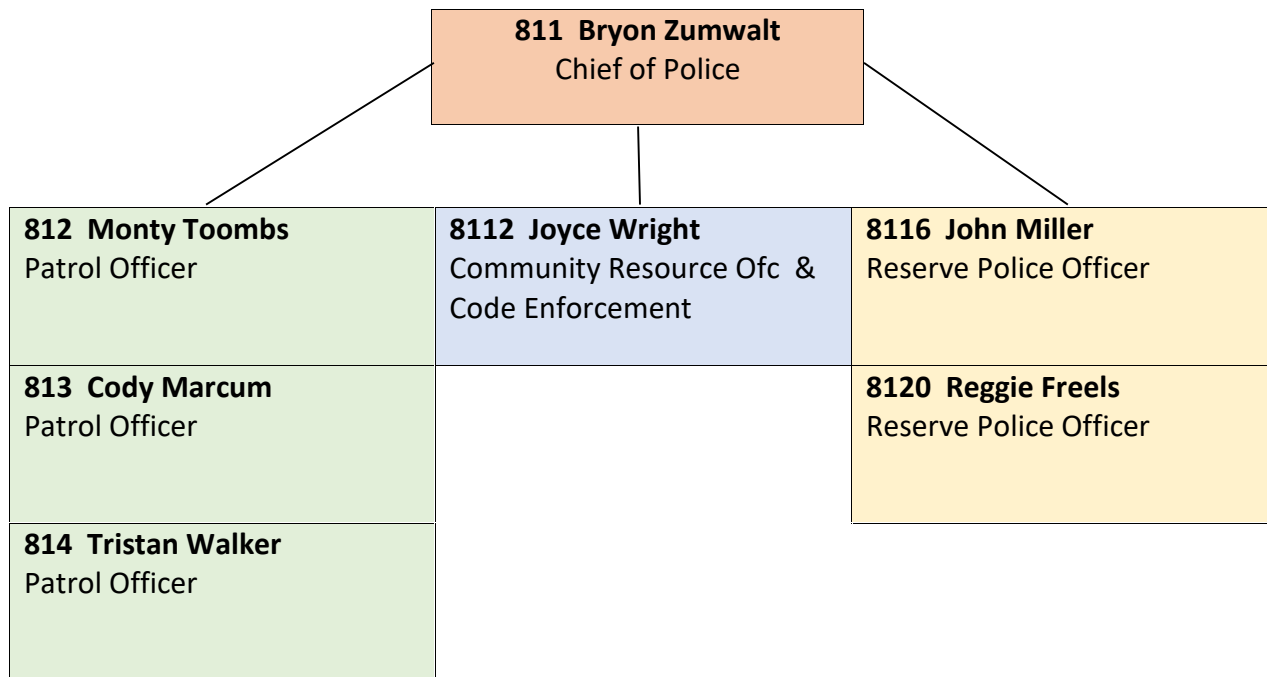
PREFACE

2017 has been an amazing year in Stanfield, Oregon. Our Department Officers are honored to serve our Stanfield community with courage and commitment. Our hard working, professional and dedicated officers have been accomplishing some great things at our Department and with our community.

We hope you'll enjoy reading the following yearly report which provides details about our 2017 activities.

ORGANIZATION CHART

Our Police Department is manned by four (4) full time sworn Police Officers including the Chief of Police. In addition, we have a Community Resource Officer who is a part time employee and also a sworn Police Officer, and two (2) Reserve Police Officers.



SERVICE CALLS

The Stanfield Police Department responded to 1445 service calls in 2017. These calls are generated by the public calling the Dispatch Center to make a report, or another agency requesting assistance. Officer Initiated Activities (OIA), which include traffic stops or patrol efforts generated by an officer, are not included in this number.

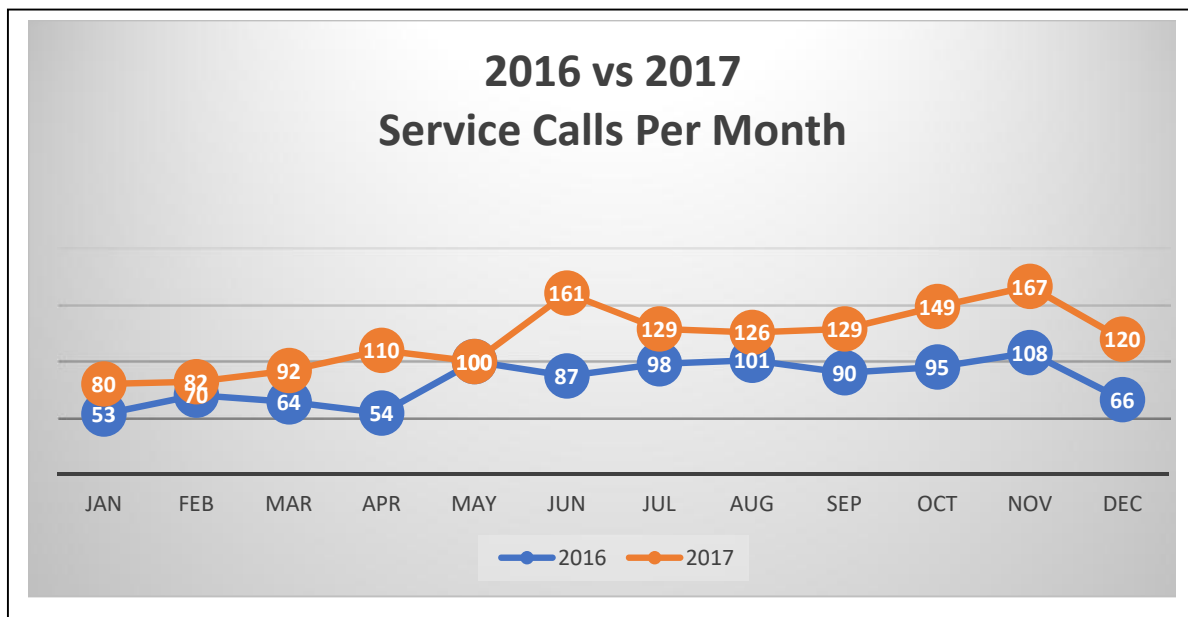
A comparison of 2016 service calls to 2017 calls showed an overall increase of 459 calls or a 32% increase. Each individual month had over a 10% higher call load except for May which showed an identical number of service calls.

Warmer months generally have more calls as the public is more active, and during the summer the juveniles are not in school.

Service calls showed a dramatic increase beginning in June 2017 and continued through the end of the year.

June had the highest call increase with 46% more calls from the previous year (74 calls).

MONTH	2016	2017	Change	%%%
Jan	53	80	27	34%
Feb	70	82	12	15%
Mar	64	92	28	30%
Apr	54	110	56	51%
May	100	100	0	0%
Jun	87	161	74	46%
Jul	98	129	31	24%
Aug	101	126	25	20%
Sep	90	129	39	30%
Oct	95	149	54	36%
Nov	108	167	59	35%
Dec	66	120	54	45%
TOTAL	986	1445	459	32%



(Service Calls Continued)

The yearly service calls were broken down into six (6) main categories. The categories are:

Code Enforcement	Person Crimes	Public Disorder
Miscellaneous	Property Crimes	Traffic Related

The following table shows a comparison between 2016 and 2017 service calls per category. The biggest increase (or change) seen was in the Miscellaneous Category. This area had 42% higher number of calls (140 more calls) than in the previous year of 2016.

OVERALL SUMMARY				
CATEGORY	2016	2017	Change	% Change
CODE ENFORCEMENT	180	294	114	39%
MISCELLANEOUS	191	331	140	42%
PERSON CRIMES	150	226	76	34%
PROPERTY CRIMES	110	130	20	15%
PUBLIC DISORDER	198	254	56	22%
TRAFFIC INCIDENTS	157	210	53	25%
TOTAL	986	1445	459	32%

Each of these general or main categories, which are listed in alphabetical order, were broken down further by individual type calls. See following tables for information.

✓ **Code Enforcement**

CODE ENFORCEMENT	2016	2017	Change	% Change
Abandoned Vehicle	12	9	(3)	-33%
Animal	18	19	1	5%
Code	71	143	72	50%
Dog Calls	50	73	23	32%
Illegal Burns	10	19	9	47%
Parking Issues	19	28	9	32%
Solicitor	0	3	3	100%
TOTAL	180	294	114	39%

The Department's Code Enforcement efforts were up for the 2017 year compared to 2016.

Overall 114 more calls (39% Increase)

Notes: The increase in the 2017 solicitor category is due to the creation and usage of a new code which was not utilized in 2016. These calls had been combined with the Code category.

Animal calls stayed consistent through the year, the majority of these calls dealt with livestock issues such as loose cows. Dog calls increased by 23 more calls and are tracked separately. They are not included in the animal category totals.

(Service Calls Continued)

✓ **Person Crimes**

Person Crimes or Issues	2016	2017	Change	% Change
Armed Person	1	3	2	67%
Assault	5	9	4	44%
Civil Issues	34	30	(4)	-13%
DHS Reports	9	25	16	64%
Domestic Disputes	29	35	6	17%
Elder Abuse	0	2	2	100%
Harassment	21	38	17	45%
Juvenile Calls	13	25	12	48%
Menacing	0	3	3	100%
Missing Person / Runaway	3	5	2	40%
Violation Court Order	3	4	1	25%
Welfare Ck/Mental Health Calls	32	47	15	32%
TOTAL	150	226	76	34%

Notes: Stanfield PD service calls in the Persons Crime category increased by 34% (or 76 calls). A significant portion of these incidents can be attributed to one juvenile male. His criminal activities spread out into multiple categories due to his behavior, including but not limited to the spike in Armed Person calls, Missing Person/Runaway, and Menacing.

The Elder Abuse calls were attributed to two different senior citizens. These calls were investigated and no abuse was found.

✓ **Property Crimes**

Property Crimes	2016	2017	1	0%
Arson	0	1	1	100%
Burglary	5	6	1	17%
Criminal Mischief	25	16	(9)	-56%
Drug Call	10	10	0	0%
Fireworks	2	6	4	67%
Fraud	12	7	(5)	-71%
Open Door	2	2	0	0%
Property (Lost or Found)	15	18	3	17%
Repo Vehicle	3	2	(1)	-50%
Robbery	1	2	1	50%
Stolen Vehicle	2	6	4	67%
Theft /Vehicle Prowls	33	54	21	39%
TOTAL	110	130	20	15%

(Service Calls Continued)

Notes: There was one Arson case reported in 2017. The juvenile offender in the case was identified, and the case was solved.

Criminal mischief calls dropped significantly by over 56% from 25 calls last year to 16 calls in 2017.

Stolen vehicle calls were up slightly. Over half of these cases were solved with suspects being identified, and cases referred to the District Attorney's office for charging review.

✓ **Traffic Related**

Traffic / Vehicle Related Incidents	2016	2017	Change	% Change
Disabled Vehicle	27	45	18	40%
Driving Complaint	35	39	4	10%
Hit/Run Accident	10	10	0	0%
MVA (Accident)	55	43	(12)	-28%
Traffic Hazard	9	17	8	47%
Vehicle check	21	56	35	63%
TOTAL	157	210	53	25%

Notes: Traffic accidents declined slightly. A significant amount of these crashes took place at the Pilot Truck Stop, and were non-injury accidents.

✓ **Public Disorder**

Public Disorder	2016	2017	1	0%
Alarms	31	51	20	39%
Disturbance / Fight	39	56	17	30%
Intoxicated Person	12	19	7	37%
Littering	2	4	2	50%
Noise	11	17	6	35%
Prowler	4	4	0	0%
Shots Fired	5	8	3	38%
Suspicious Circumstances	76	62	(14)	-23%
Trespassing	18	33	15	45%
TOTAL	198	254	56	22%

Notes: A portion of the shots fired calls are believed to be Fireworks and not the actual use of fire arms.

(Service Calls Continued)

✓ **Miscellaneous**

Miscellaneous	2016	2017	Change	% Change
Agency Assist	33	47	14	30%
Citizen Contacts	70	135	65	48%
Detail	7	20	13	65%
Escort	0	1	1	100%
Extra Patrol/House Checks	6	16	10	63%
Information	56	60	4	7%
Warrant Svc/Attempts	19	52	33	63%
TOTAL	191	331	140	42%

Notes: The Stanfield PD made a department effort to locate and arrest wanted persons in our community. There was an increase of twenty arrests were made in 2017 versus 2016. (See Arrest section for more details). These efforts also contributed to the rise in citizen contacts thru the year.

Officer were more involved in school events and community activities throughout the year. An effort to better document these community events, and the addition of the Resource Officer position in the school, were factors in the rise in the Detail numbers.

TOP TEN RESPONSE LOCATIONS

A review was completed for locations which the department responded to multiple times during the year. The top ten list is below.

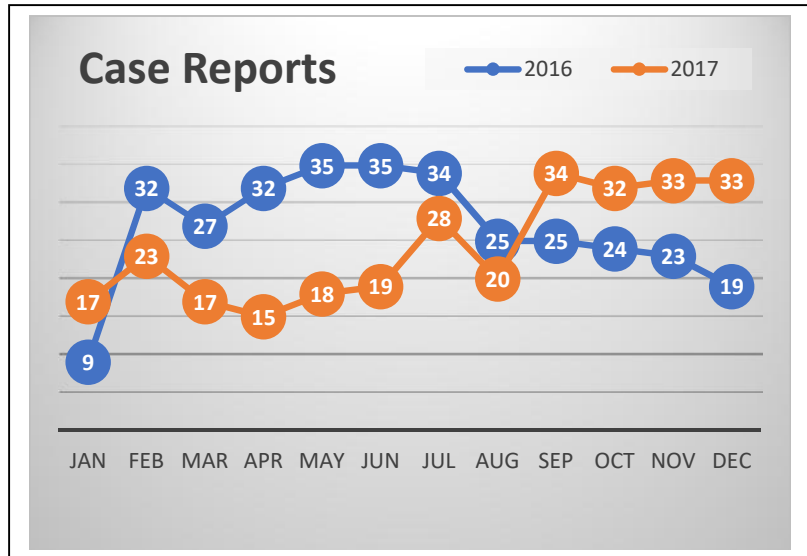
Most Frequent Response Locations	
1	Pilot Truck Stop 248
2	Stanfield High School 90
3	Bard Park 65
4	Echo High School 55
5	Echo Golf Course 54
6	Center Market 37
7	Stanfield RV Park 31
8	Stanfield Elem School 27
9	Main St Market 26
10	Banner Bank 25

The numbers include all types of calls including traffic stops, extra patrol efforts, etc.

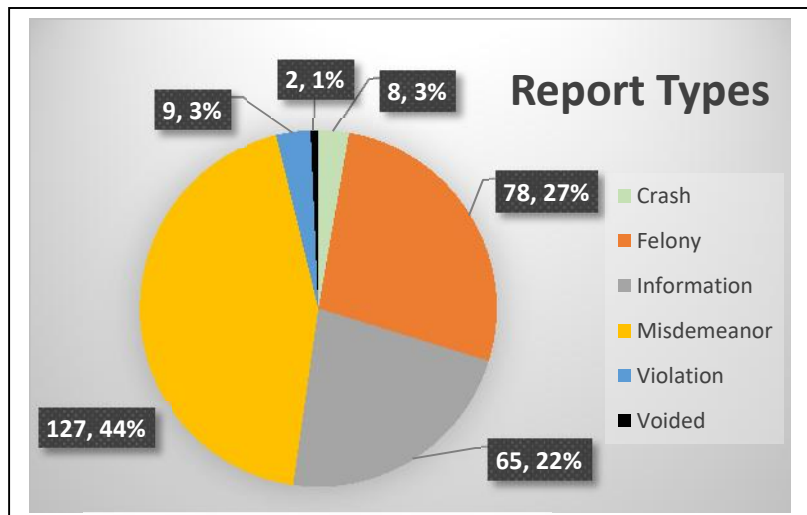
CASE REPORTS & INVESTIGATIONS

In 2017 the Stanfield Police Department completed 289 Police Reports. In comparison, there were 320 reports in 2016.

Month	2016	2017
Jan	9	17
Feb	32	23
Mar	27	17
Apr	32	15
May	35	18
Jun	35	19
Jul	34	28
Aug	25	20
Sep	25	34
Oct	24	32
Nov	23	33
Dec	19	33
TOTAL	320	289



REPORTS	2017
Crash	8
Felony	78
Information	65
Misdemeanor	127
Violation	9
Voided	2
TOTAL	289

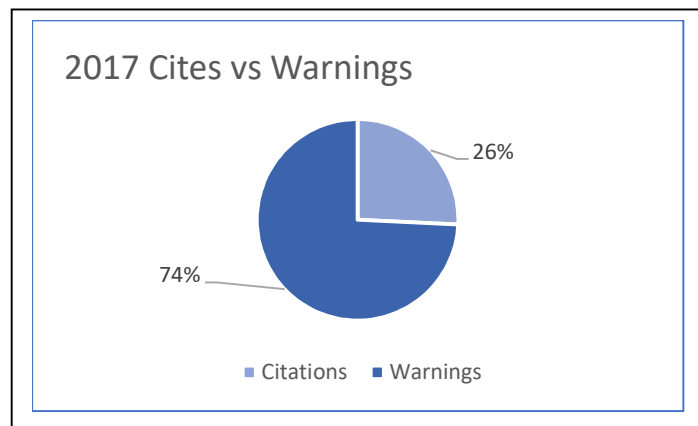


TRAFFIC ACTIVITY

- In 2016, the department registered 641 traffic stops. The officers completed 1161 traffic stops during 2017. This is a 45% increase, or 520 more traffic stops conducted.
- The number of DUUI citations issued declined. The number of warnings given on stops was higher overall when compared to 2016 percentages.
- The number of citations is not the same as the number of charges. There could be several charges listed on one citation, however it's only counted as one traffic stop and one citation.

Type	2016	2017
Citations	215	290
Warnings	425	835
DUUI*	19	8
TOTAL STOPS	641	1161

(*DUUI numbers are part of the citation total)



COURT CHARGES:

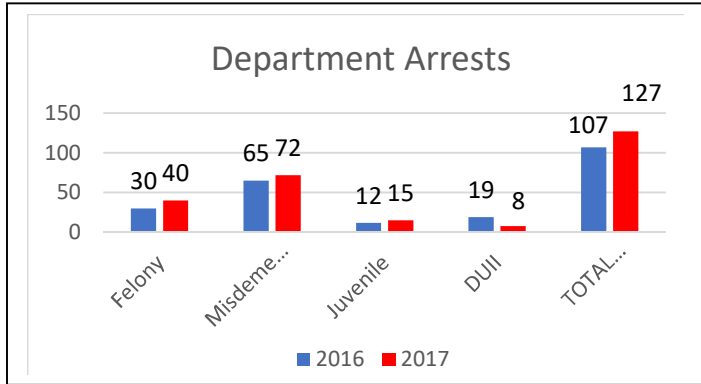
The following 2017 numbers are based on information obtained from the Stanfield Municipal Court. There were 585 charges sent through our Municipal Courts. The top five categories are:

- 188 Speeding Violations
- 137 License Issues
- 44 Miscellaneous Rule Violations
- 37 Stopping / Signals
- 20 Title / Registration

ARRESTS

In 2017 the Stanfield Police Department made 127 arrests. This is an increase of 20 arrests over the total for 2016.

ARRESTS	2016	2017
Felony	30	40
Misdemeanor	65	72
Juvenile	12	15
DUII*	19	8
TOTAL ARREST	107	127
16% Increase (20 more arrests)		
<i>DUII arrests are already included in totals.</i>		

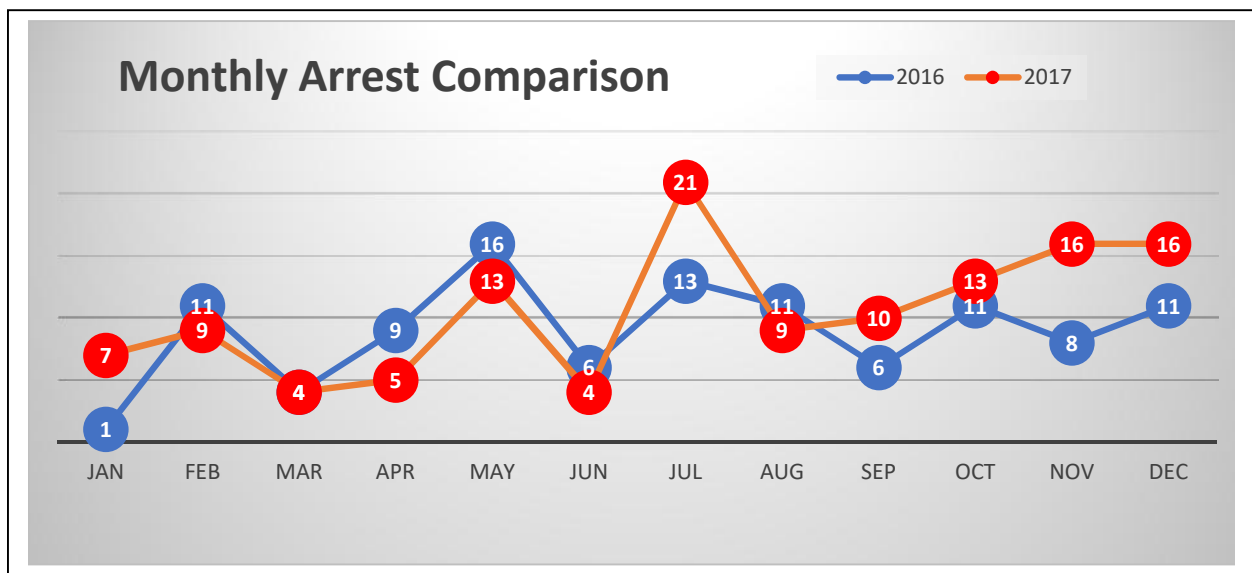


Largest increase in January.

Decreased most in April.

Steady increase from August thru December.

	2016	2017	Change	% Change
Jan	1	7	6	86%
Feb	11	9	(2)	-22%
Mar	4	4	0	0%
Apr	9	5	(4)	-80%
May	16	13	(3)	-23%
Jun	6	4	(2)	-50%
Jul	13	21	8	38%
Aug	11	9	(2)	-22%
Sep	6	10	4	40%
Oct	11	13	2	15%
Nov	8	16	8	50%
Dec	11	16	5	31%
TOTALS	107	127	20	16%



DETAILS

The Stanfield Police Officers and Reserve Police Officers participated in numerous community events throughout the 2017 year. These activities included both the general public and school events. The department also joined and/or assisted other agencies with some of their events.

Other Agency Events (outside of Stanfield):

- Law Enforcement Memorial Ceremony
- Pendleton Round-Up
- Umatilla County Fair

School related events included:

- Department tours/visits with Kindergarten and Elementary Students from Stanfield.
- School activities including Football games, Basketball games, and Home Coming Events.
- Reunification drill with Stanfield School staff and associated agencies.

Stanfield Events:

- Trucks in the Park
- 4th of July Parade
- Steak in the Park
- National Night Out
- Fall Festival
- Halloween Public Library events



FALL FESTIVAL & Haunted Library

OCTOBER 29TH
6PM-8PM

IN STANFIELD AT BARD PARK



HAY MAZE MUCK POND
HAUNTED LIBRARY 6PM-9PM
PUMPKIN BOWLING FISHING

PHOTO FUN CANDY BAR WALK
HOTDOG MEAL AND MORE

HAUNTED LIBRARY 180 W. COE
(Hayride from Bard Park Available)

• Proceeds will be used for 2017 Movies in The Park

Trucks & Tractors in the Park


May 17, 2017

5:30pm-7:30pm



- Come and see **Big Boy Toys** from trucks to tractors.
- Kids get to make a **FREE stepping stone** with Stanfield Public Works.
- **FREE hotdog meal** provided by Umatilla County Fire Department, Mike's Mobile Slaughter & Shearer's Foods.
- Enjoy a **Story Time** with Ceclie & Debbie
- Enter to win a **FREE BOOKS** from Stanfield Public Library
- Stanfield & Umatilla Residents can sign up for a **FREE library card** (must bring your current I.D.)

Hosted by Stanfield Public Library thanks to help from the local fire department, police department, many local farmers and businesses.



NATIONAL NIGHT OUT

The Stanfield Police Department held a National Night Out (NNO) event on August 1st, at Bard Park. National Night Out is an annual community-building campaign that promotes Police-Community partnerships and neighborhood camaraderie to make our neighborhoods safer, more caring places to live. It is held nationwide each year on the first Tuesday of August.

A Neighbor of the Year award was given out during the event. The award is intended to recognize the efforts of Stanfield residents who make contributions to improve the quality of life in the community, and make a difference without seeking recognition.



Daniel Barton was selected as the winner from nominations submitted to City Hall.

This free event was sponsored by the Stanfield Police Department and funded entirely by community donations. Donations included some terrific raffle drawing prizes which were given away at the park. Everyone who attended was given a raffle ticket for the drawings.



Included in the event was a bicycle rodeo, water balloon toss, and drone obstacle race. The NNO event included a free dinner of hot dogs, hamburgers, chips and sodas.

The event concluded with a free movie and popcorn at the park.

Our event was a great success. Over 300 people from the community showed up to participate and enjoy the evening. The games were entertaining, our raffle prizes were a hit, and the bicycle rodeo was just plain fun!



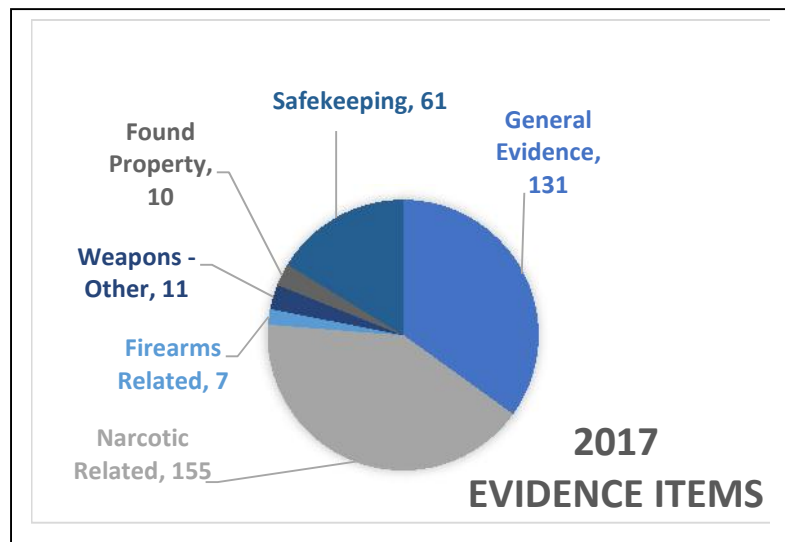
EVIDENCE & PROPERTY

The Stanfield Police Department maintains an evidence and property room containing a wide variety of items. All items collected are documented on a property/evidence report. A copy of this report is provided to the associated person who owns or turned in the item. Any item, whether it is evidence or found property, is then recorded in our computer tracking program. A random audit of items is completed during the year to ensure accuracy of these records.

Additional security steps are in place when officers are handling or dealing with certain types of articles. Blood and bodily fluids are stored separately and labeled to identify them as biohazard materials. Valuable items, such as precious metals or money, are also stored in a secured container inside the locked and alarm evidence room.

General Evidence	131
Narcotic Related	155
Firearms Related	7
Weapons - Other	11
Found Property	10
Safekeeping	61
TOTAL ITEMS	375

In 2017 there were 289 reports which included 96 reports with an evidence or property item attached to the case.



Evidence Categories:

- General Evidence: an item collected as evidence for a criminal investigation. Can include DVD recordings, photographs, forged checks, etc.
- Narcotic Related: A narcotic item such as methamphetamine, heroin, marijuana, cocaine or prescriptions. Paraphernalia is also included with this classification.
- Firearms Related: Handguns or long guns. Related items such as ammunition.
- Weapons – Other: Knives, bats, or any item (such as a Leatherman Tool) which was used as a weapon or could be used for this purpose.
- Found Property: Items found which are unclaimed or an owner hasn't been located or identified.
- Safekeeping: Items which are frequently associated with an arrest which are not allowed at the jail in the offender's property.

Items are purged after the court case has been completed and destruction of the evidence is authorized by a court order or at the direction of the District Attorney's Office. Some evidence items are retained for an unlimited amount of time for things associated with major crimes such as a homicide investigation. Safekeeping and Found Property items are also destroyed following the passage of legal time lines.

TRAINING

The Police Department considers officer’s training as an important part of the agency. In order for officers to be successful in addressing various types of service calls and investigations, they must have the training and skills. These investigations could involve assaults, drug crimes, drunk drivers, child abuse – just to name a few.

DPSST (the Oregon Department of Public Safety Standards and Training) requires officers to obtain a minimum amount of training hours during each maintenance cycle. A maintenance cycle is currently three (3) years in length, and has requirements which must be met in different categories. These categories include General Studies, Use of Force/Firearms, and Management. Certification for CPR and First Aid is also needed to maintain officer certification.

All of the Stanfield PD Officers have met or exceeded the state requirements for training. As a group, the department participate in 1192 hours of training during 2017. *(640 hours of these hours were for the Basic Academy training hours for Officer Cody Marcum)*

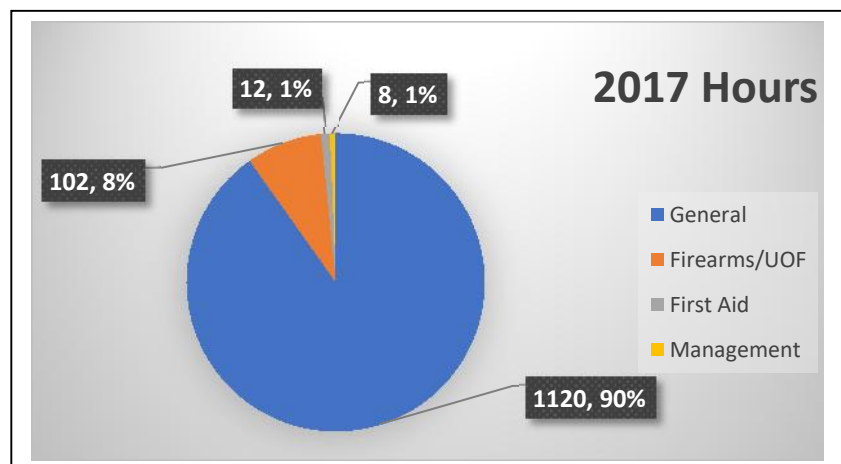
One of the training areas the Police Department focused on for the year involved CIT training (Crisis Intervention Team). This training was designed to help prepare and educate Police Officers on how to deal with the public who may be suffering from mental illness. This field continues to be one which challenges communities. In 2017 there were 47 service calls attributed to mental health and welfare checks in Stanfield. This is a 32% increase from 2016.

A second area of increased training attention involved the Use Of Force (UOF). Officers attended a full day of training covering force and liability issues. This class included the importance of documentation for incidents where force was used. Patrol Officers also attended a two-day class called Bullet Proof – Policing in today’s Society. This training was beneficial for new and experienced officers on dealing with the pressure and stress found in law enforcement professions today.

The majority of training was completed in or near Stanfield whenever opportunities were possible. The Department Officers also participated with training classes provided “in-house” including policy reviews and training bulletins.

TRAINING HOURS:

General Studies	1120
First Aid / CPR	12
Firearms / UOF	102
Management	8
TOTAL HOURS	1242



RESERVE POLICE OFFICERS

Our Stanfield PD Reserve Officers are a valuable part of our department. These officers volunteer their time to assist our agency with a range of events. These events include parades, community activities, and school events. In addition, they spend part of their patrol hours as back-up officers for the full time Police Officers working the road.


To become a member of our reserve unit, our applicants have to pass a series of qualifications and training. Initially they complete an application form, followed by a screening and interview process.

Next a back ground investigation is conducted using criteria established by DPSST (Oregon Department of Public Standards and Training).

After clearing the back ground process, they are enrolled into a Reserve Police Academy where they receive a shortened version of the training classes attended by full-time Police Officers at the academy. These classes include, but are not limited to, Firearms, Report Writing, Use of Force, Defensive Tactics, Criminal Law, and traffic laws. Their academy is generally one day a week of training in the evenings, and some weekend classes, which continues for several months.

After completing their initial training, the new reserves are out on patrol with full-time officers patrolling our city streets and community.

In 2017 our two (2) Reserve Officers completed 300 hours of volunteer service to our agency.



Reserve Officer Reggie Freels & Reserve Officer John Miller

Officer Cody Marcum & Reserve Officer Reggie Freels at one of our local events.



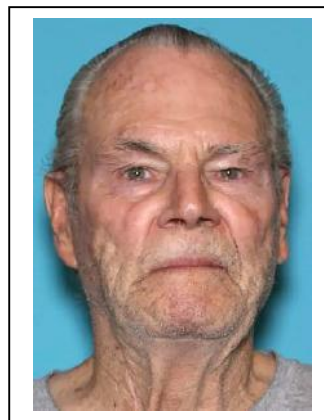
MEDIA

PRESS RELEASES:

The following news releases were sent to the local media and news stations:

- 04-26-17 Shooting at party injures two
- 07-26-17 Disturbance call leads to drug arrest.
- 09-27-17 Vehicle pursuit ends with two in custody
- 11-20-17 Felony theft of construction tools – two arrested
- 11-21-17 Lewiston Idaho double murder suspect arrested at Pilot Truck Stop
- 11-23-17 Vehicle pursuit ends with crash in water and driver arrested

Associated Photographs:



FACEBOOK:

In November 2017 the Stanfield Police Department revitalized the agency's Facebook Web page. After a week of shaping up the page, December was considered the official beginning of our venture into the modern world of Facebook communication. Although the page is still in the infancy stage, it is off to a promising start. We've even had one posting which went viral!

(Media Continued)

Several of our information posts have generated over 1,000 views and shares. In one case, we were able to generate some quality leads in a felony case involving stolen vehicles in the community. Another case posting led to the identification of a suspect who had been committing crimes in our community yet lived elsewhere.

The department page is accessible by the members of the department so responding to postings is a shared responsibility. Information which is sent to the page via email is answered by the Community Resource Officer. Postings which are overly negative, contain vulgar language, or would be considered inappropriate for other reasons, are hidden from public view however none of the postings are deleted.

One of the goals behind the project was to establish a better connection with our community. We want to create stronger lines of communication, openness, and understanding about what our department does on a daily basis. Creating a more positive image of our agency is also important especially in these trying times and helps establish an important relationship between the citizens and our agency.

Although the telling of stories about activities is entertaining, we also include information about safety topics or other web sites which might be helpful to our citizens. These posts may not be as popular as the stories, but are important in helping keep the public informed. These posts have included information about DMV services, or what kinds of SCAMS are being reported.

Every effort is made to generate a posting every three to four days. The topic of the posts include community events, department activities, or shared information from nearby agencies. Whenever possible, we try to include a photograph or video associated with the posts.

The following are the three (3) posts with the most views and shares:

FOOD FIGHT: A food fight at a residence leads to suspect's arrest after striking an officer in the face with a frozen steak. The Stanfield PD responded to a shots fired call this weekend. No one was injured and no firearms were found. The home occupant, Nicole Apperson (age 45), became quite irate after officers contacted her. During the incident, she hit one of the SPD Officers with a frozen steak in the face. Apperson was lodged at the UCSO Jail on several charges including Assault. (The officer involved was not injured by the flying piece of beef.)

(Media Continued)

K9 SEARCH: Aaren Barrera (age 26) was arrested on multiple warrants after trying to hide in the crawl space underneath a house on Main St in Stanfield. After refusing to come out of the dirt dungeon on his own, a K9 was called to assist and Aaren decided to surrender. (guess he didn't want to be a Christmas chew toy). Aaren is now safe and secure at the UCSO Jail.

SLIP-SLIDING AWAY....AND THEN HE GOT CAUGHT! Jason Michael Francisco Garza (27 years old) decided to take his chances trying to elude and escape from Chief Zumwalt in his car today. Bad decision making on his part! Garza, who mistakenly believed he had ninja driving skills, failed to make a sharp turn on Stanfield Meadows Road.

After missing the turn and hitting a county road sign, Mr. Garza slid his car thru a nearby field where he was promptly arrested by Chief Zumwalt. Garza was lodged at the UCSO Jail on charges of attempting to elude police, and multiple warrants. He'll be cancelling his New Years Eve plans for this year. (Side note: NASCAR will not be calling Mr. Garza any time soon for a driving tryout however he could be the new poster boy for driving slower in bad weather!)

CRIME GRAPHICS:

Crime Graphics is available to the public and is a link on the City of Stanfield web page. The link provides access to the department's activity including a map showing where in the city the incident took place.

The five major categories with information available are: Missing Persons, Stolen Vehicles, Crime Bulletin, Arrests, and Press Releases. This information is uploaded to the program based on data in the RIMS system. Our Crime Graphic site only includes information and records from the Stanfield Police Department.

